

1


Appalachian Ski Mtn.

The NC High Country's 1st ski area. Renowned for teaching beginners, families and groups how to ski since 1962. Home of the French Swiss Ski College, the South's largest independent ski school and SKIwee. 2,850 sets of ski, snowboard and skiboard rentals. NC's only Burton Learn to Ride Center. Jacket, bib, glove, goggle and helmet rentals. 3 terrain parks, refrigerated outdoor ice skating rink, 46,000 sq. ft. Bavarian-style lodge with wireless internet and 200' observation deck.

Restaurant with fireplace overlooking slopes, Ski Shop, Gift Shop, nursery, locker room, TV lounge and group meeting rooms. Ski & Stay packages including ski-in/ski-out chalet rentals, cabins, efficiencies and hotels. Open 7 days and nights, mid-November to late March/early April. 2 miles off 4-lane US Hwy. 321 between Blowing Rock and Boone.

STATS: • Peak Elevation: 4,000 ft. • 11 Slopes • Ice Skating
• Base Elevation: 3,635 ft. • Lifts: 2 Quads, 1 Double,
• Vertical Rise: 365 ft. 1 Conveyor, 1 Handle Pull

940 SKI MOUNTAIN RD. • PO BOX 106 • BLOWING ROCK, NC 28605
828-295-7828 • 800-322-2373 • 828-295-3277 (Fax)
info@appskimtn.com • www.appskimtn.com • www.appterrainpark.com



2


Sugar Mountain Resort

Sugar offers skiing, snowboarding, snowshoeing day and night on 115 skiable acres, several 700 ft. long tubing runs, and a 10,000 sq. ft. refrigerated outdoor ice skating rink. Our PSIA ski and AASI snowboard schools accommodate all ages and abilities. If your little ones don't ski, daycare is just a few steps from the base lodge. The ski, snowboard and skiboard rental shop includes top of the line equipment. The base lodge houses 2 cafeterias; the Last Run Lounge; our group sales department; an

easy-access locker room; and the Sugar Mountain Sports & Gift Shop. Winter value packages and special events are available for just about anyone. Summer fun awaits you as well with weekend lift rides, mountain biking, hiking, and special events. All you'd expect from NC's largest winter resort! Located just off Hwy 184.

STATS: • Peak Elevation: 5,300 ft. • 20 Slopes • Ice Skating
• Base Elevation: 4,100 ft. • Lifts: 1 Triple, 4 Doubles, • Tubing
• Vertical Rise: 1,200 ft. 1 Surface, 2 Carpet Conveyors

1009 SUGAR MTN. DR. • PO BOX 369 • BANNER ELK, NC 28604
828-898-4521 • 800-SUGARMT
info@skisugar.com • www.skisugar.com



3


Beech Mountain Resort

At 5,506 feet in elevation, Ski Beech remains the highest ski area in the East. To supplement the annual snowfall of over 80 inches, Ski Beech has extensive snowmaking capabilities that cover 100% of the skiing terrain. There is a large variety of skiable acreage including a terrain park that is all lighted for night skiing. A favorite with families, Ski Beech offers skiing, snowboarding, snow tubing, or skating on a 7,000 square foot outdoor ice rink. Skiing and snowboarding instructions are available

for all ability levels, and there is also a program for youths that includes equipment rental, a hot lunch, and a day of instruction in proper ski and snowboard technique. Also on-site are equipment and clothing rentals as well as shopping and dining. Group rates are available. Accommodations, including chalet rentals and inns, are close by.

STATS: • Peak Elevation: 5,505 ft. • 15 Slopes • Ice Skating
• Base Elevation: 4,675 ft. • Lifts: 1 High Speed Quad, • Tubing
• Vertical Rise: 830 ft. 6 Doubles, 1 J-Bar, 1 Surface

BEECH MTN. PARKWAY • PO BOX 1118 • BANNER ELK, NC 28604
828-387-2011 • 800-438-2093
info@skibeech.com • www.skibeech.com



4


Cataloochee Ski Area

One of the first areas to open each season, Cataloochee is committed to making your skiing experience the best it can be. Utilizing one of the most advanced snowmaking systems in the Southeast on 14 lighted slopes, 5 lifts including 3 moving carpet lifts and 4,000 sets of snowsports equipment. A PSIA & AASI member Snowsports School for all ages and abilities and Children's Learning Center for kids ages 4-12. Groups of 15 or more receive FREE beginner lessons when renting equipment. A cozy fireplace, restaurant and lounge, plus The Shop at Cataloochee, featuring signature gifts awaits you in the lodge. Tube World, 6 lanes of snowtubing fun, is located in Maggie Valley. Easy 4 lane access; 40 minutes from Asheville with great midweek packages makes economical winter fun closer than you think!

ing equipment. A cozy fireplace, restaurant and lounge, plus The Shop at Cataloochee, featuring signature gifts awaits you in the lodge. Tube World, 6 lanes of snowtubing fun, is located in Maggie Valley. Easy 4 lane access; 40 minutes from Asheville with great midweek packages makes economical winter fun closer than you think!

STATS: • Peak Elevation: 5,400 ft. • 14 Slopes • Tubing
• Base Elevation: 4,660 ft. • Lifts: 1 Double, 1 Triple,
• Vertical Rise: 740 ft. 1 Quad, 3 Carpet Conveyors

1080 SKI LODGE RD. • MAGGIE VALLEY, NC 28751
828-926-0285 • 800-768-0285
ski@cataloochee.com • www.cataloochee.com • www.kidsskifree.com



5


Wolf Ridge Ski Resort

Wolf Ridge Ski Resort is NC's most accessible ski slope - just 5 miles from I-26 (exit 3). Formerly Wolf Laurel Slopes, Wolf Ridge offers unmatched views and well groomed slopes. The resort was expanded in 2006 with the addition of a new ski slope, quad lift and terrain park. There is something for everyone, from beginner to expert, at this family-oriented resort that has been rated #1 in Western NC for the past 4 years. There are 3 places to park, purchase lift tickets and pick up

ski and snowboard rentals. Snow Sports School offers private and group lessons in skiing, telemark skiing, snowboarding terrain park... while the Wolf Cub program helps kids learn and enjoy the snow. Dining has expanded too: The Grill at Lower Lodge, The Lodge Steak & Ribs at Upper Lodge and Boardwalk Grill at Breakaway Village.

STATS: • Peak Elevation: 4,700 ft. • 20 Slopes • Tubing
• Base Elevation: 4,000 ft. • Lifts: 2 Quad, 2 Double,
• Vertical Rise: 700 ft. 1 Surface,

578 VALLEY VIEW CIRCLE • MARS HILL, NC 28754
828-689-4111 • 800-817-4111
marketing@skiwolfbridgenc.com • www.skiwolfbridgenc.com



6

Sapphire Valley Ski Area

The Sapphire Valley ski slopes are an integral part of a 5,700 acre four-season resort nestled in the North Carolina Blue Ridge Mountains. Our ski hill features runs up to 1,100 ft. in length and a vertical drop of 200 ft. We offer skiing, snowboarding and tubing with affordable rates, lessons, group discounts and a snow cub camp for kids.

STATS: • Peak Elevation: 4,300 ft.
• Base Elevation: 4,100 ft.
• Vertical Rise: 200 ft.
• 3 Slopes
• 1 Double, 1 Rope Tow
• Tubing

4350 HWY. 64 WEST • SAPPHIRE, NC 28774
828-743-7663 (Main) • 828-743-1163 (Hotline)
svma@aol.com • www.skisapphire.com



NORTH CAROLINA SKI AREAS ASSOCIATION

Southern Snow

The mountains of North Carolina have the highest elevations and the coldest climates in the South. So, don't let your hometown weather fool you into thinking that the conditions in the mountains are the same. With every thousand-foot rise in elevation there's usually a 3 or 4 degree drop in temperature, making the mountain areas about 15 to 20 degrees cooler than lower elevations. To supplement an average snowfall of 60 inches, North Carolina Ski Areas' state-of-the-art snowmaking capabilities provide 100% slope coverage. When temperatures fall below freezing, we take advantage of these opportunities to help create fantastic conditions.



Enjoy Your Time On The Slopes

- Dress properly for the weather.
- Wear goggles to protect your eyes from precipitation and sunlight.
- A scarf or face mask can be helpful.
- Avoid skiing or riding too close to the snow guns. Snow conditions farther away from the guns are often better.
- Ski or ride with caution when visibility diminishes.
- Always contact the specific area you will be visiting ahead of time for slope and weather conditions.



North Carolina Gold Card

Purchase a North Carolina Ski Areas Association gold card and ski or ride all six North Carolina Resorts anytime - absolutely no restrictions! Only 125 Gold Cards are sold. Additional information and applications are available online at our official site... www.goskinc.com/goldcard

www.goskinc.com

With an average annual snowfall of 60 inches, there's always some new snow to report. For current slope and weather conditions at any of the North Carolina ski areas, visit... www.goskinc.com/reports

Slope & Weather Conditions



Discover Snow in the North Carolina Mountains



Appalachian Ski Mtn.

940 SKI MOUNTAIN RD. • BLOWING ROCK, NC
828-295-7828 • 800-322-2373
www.appskimtn.com • www.appterrainpark.com



Sugar Mountain Resort

1009 SUGAR MTN. DR. • BANNER ELK, NC
828-898-4521 • 800-SUGARMT
www.skisugar.com



Beech Mountain Resort

BEECH MTN. PARKWAY • BANNER ELK, NC
828-387-2011 • 800-438-2093
www.skibeech.com



Cataloochee Ski Area

1080 SKI LODGE RD. • MAGGIE VALLEY, NC
828-926-0285 • 800-768-0285
www.cataloochee.com



Wolf Ridge Ski Resort

578 VALLEY VIEW CIRCLE • MARS HILL, NC
828-689-4111 • 800-817-4111
www.skiwolfridgenc.com



Sapphire Valley Ski Area

4350 HWY. 64 WEST • SAPPHIRE, NC
828-743-7663 • 828-743-1163
www.skisapphire.com

NORTH CAROLINA SKI AREAS ASSOCIATION



Discover Snow in the North Carolina Mountains

Appalachian Ski Mtn.



Cataloochee Ski Area

Sapphire Valley Ski Area



Beech Mountain Resort

Sugar Mountain Resort

Wolf Ridge Ski Resort



NORTH CAROLINA SKI AREAS ASSOCIATION

Wintertime in North Carolina




When the world was created, the North Carolina's Appalachian Mountains received special consideration – they are the oldest mountains in the world, reaching the highest elevations in the East. The 5,000' plus peaks, mean frequent snowfalls, temperatures cold enough for snowmaking and incredibly breathtaking winter scenery.

100% snowmaking at all six North Carolina ski areas and natural winter weather provide wonderful skiing, snowboarding, tubing, ice skating and snowshoeing from November through March. There's something here for everyone. Beginners, advanced skiers, snowboarders and non-skiers can enjoy a mountain experience; fireplaces, après ski, meeting new friends, ice skating, tubing, snow-shoeing or just catching a snowflake.

The North Carolina mountains are a favorite winter vacation destination. And, getting to each of the six resorts is easier than you might think – well-maintained highways take you right to the slopes. Come experience winter at its best and people at their friendliest!

Learn to Ski or Snowboard



Whether you're a beginner, an aspiring expert, young or old; take a lesson to ensure a fun experience! The advantages can be instantaneously rewarding. The learning curve certainly varies, however a lesson is always a smart idea. An instructor will help you navigate with confidence everything North Carolina skiing has to offer; whether it be gentle terrain, winding trails, or steep slopes. In addition, an instructor can provide

a wealth of information; from sharing helpful tips or information on how to master your equipment, to other activities the resort has to offer, or key advice to compliment your winter vacation.

Enjoy the Evenings!

When the sun goes down, the lights go on at most North Carolina ski areas... and evening fun begins with its own special ambience and affordable prices!



Your Responsibility Code

Skiing can be enjoyed in many ways. At ski areas you may see people using alpine, snowboard, telemark, cross country or other specialized ski equipment, such as that used by disabled or other skiers. Regardless of how you decide to enjoy the slopes, always show courtesy to others and be aware that there are elements of risk in skiing that common sense and personal awareness can help reduce. Observe the code listed below and share with other skiers the responsibility for a great skiing experience.

1. Always stay in control, and be able to stop or avoid other people or objects.
2. People ahead of you have the right of way. It is your responsibility to avoid them.
3. You must not stop where you obstruct a trail, or are not visible from above.
4. Whenever starting downhill or merging into a trail, look uphill and yield to others.
5. Always use devices to help prevent runaway equipment.
6. Observe all posted signs and warnings. Keep off closed trails and out of closed areas.
7. Prior to using any lift, you must have the knowledge and ability to load, ride and unload safely.

KNOW THE CODE. IT'S YOUR RESPONSIBILITY.

This is a partial list. Be safety conscious. Officially endorsed by: National Ski Areas Association

North Carolina Ski Areas Association
www.goskinc.com

www.goskinc.com

North Carolina
Ski Areas



For links and information on all North Carolina ski areas, visit...
www.goskinc.com